

# Tactical Notes

December 2018

Next Meeting: Thursday, December 20th 6:00 p.m.  
Meeting Topic: Club Christmas Dinner



Cincinnati Show Report

Proctor Review

## To contact MMCL:

President:

Stu "IPMS/USA" Cox

Email: [Scox2010@gmail.com](mailto:Scox2010@gmail.com)

Vice President:

Dr. Terry "IPMS/USA" Hill

Email: [Thill35434@aol.com](mailto:Thill35434@aol.com)

Secretary & Editor:

David M. Knights

LOULAW@AOL.COM

Member at Large:

Randy "IPMS/USA" Fuller

Email: [Glusnffr@aol.com](mailto:Glusnffr@aol.com)

Treasurer:

Richard "IPMS/USA" Guetig

Email:

Webmanglers:

Mike Nofsinger (RIP)

John Sachs

Email: [J3cubfan@gmail.com](mailto:J3cubfan@gmail.com)

**"Tactical Notes"** is the Newsletter of the Military Modelers Club of Louisville, Inc. We appreciate your taking the time to read this little newsletter. We'd appreciate it even more if you would write something. **Yes, I am talking to you!**

**Cover Photos: by Jim Bates and Lee Fogel.**

## Editor's Note

Greetings MMCL,

I hope you are having a good holiday season. If you missed the November meeting, you missed a good one. We had a good turnout and the show and tell was fantastic. As usual, we had a good raffle. If you have access to Facebook, there are photos of the meeting and the models member brought.

Speaking of the meeting, several members stepped up and volunteered to put on programs at upcoming meetings. See Stu's President's message on the next page for details. Now, hope about some of the rest of you.

Speaking of stepping up, how about stepping up and writing an article for the newsletter? As I say all the time, I am seeing more models completed than I've ever seen in my 30+ years in MMCL. How about sharing some of what you've learned with your fellow members? A lot of our articles have ended up in the IPMS/USA Journal. I want to keep that happening.

Speaking of IPMS/USA, if you are not a member, please join. IPMS/USA is our national organization. It does a lot behind the scenes to make many of the modeling contest we attend happen. They are worth of your support.

Finally, this month is our yearly Christmas party. It is a great time every year and a great way to see members and their families in circumstances outside a normal meeting. Please come. Please bring yourself and your family.

David

## President's Page

**By Stu Cox**

Military Scale Modelers (and all others!!!),

We find ourselves at the close of another great year in Louisville Scale Modeling! There are more and more wonderful kits releasing every month, and we MUST have them all, right?!?!?

Thursday night, December 20th at 6pm, we will have our annual MMCL Dinner at Rafferty's on Breckenridge Lane in St. Mathews. Please make plans to participate in this always well attended event. Please bring your guest or family members to meet the guys that you spend much of your free hobby time with! Dinner cost is the responsibility of each member.

We are financially very sound, had another successful MMCL IPMS Invitational show this past May, and have had great representation at numerous IPMS shows and contests throughout and around our region. MMCL members are very active and represent our club extremely well wherever we go! We have had excellent attendance at our monthly meetings, along with show-n-tell and raffles, and plan to have some great demonstration events at the January and February meetings. In January, our own Dennis "Board Certified Doc" O'Connor will be providing a "rigging" demo and presentation. We are still working on him to provide the General Custer forensics lecture in the future too, but more to come on that!!!! :) Many have marveled at his sound rigging techniques and final outcomes with numerous aircraft and vehicle projects. Then in February, "New Guy" Ed Tackett will bring in his professional digital 3-D printing rig, and will provide a robust demonstration and print session. It is great to have such diversity of scale modeling talent in our club!

I ask that all of you please submit your 2019 annual \$10 dues as soon as possible! We are clearing the club roster and email distribution list and you will no longer receive MMCL communications if your membership is not renewed in a timely manner by early 2019. I also encourage you to consider IPMS membership. This is a great way to secure your identification as a "world class" IPMS member as well as support the organization that provides our insurance for our own show, and all of the regional and national events. IPMS Membership is still a great virtue!

Last item, we will be having workshop sessions on Thursday evenings (6pm until 10pm) and Saturdays (O'Dark-thirty until 1pm) all the way through the end of the year! We have two supplemental paid modeling sessions planned at KYANA as well if you can make it. One will be on Christmas Eve morning from 8am to Noon (Dec 24). The other will be on New Years Day 2019 (8am to Noon - Jan 1). There may be early-openers those days too, and possibly "late stayers", so stay tuned on our Facebook Group for more information!

Thanks to all of you for being part of MMCL and for making our club one of the best in the United States of America! Blessings to all!

# Cincinnati Show Report

By D.M. Knights

On Oct. 20<sup>th</sup>, 2018 IPMS/Cincinnati held its annual model contest. I will confess that this is one of my favorite invitational contests of the year. Not only is it close, and thus I can leave Louisville at a reasonable hour and still arrive as the show opens, as well as get home and still have a Saturday evening to get tasks accomplished, but it is well attended with excellent vendors for its size and it allows me to connect with a lot of my Region IV modeling friends. The venue is spacious and the well lit and this makes viewing the entries much easier than at some venues. Finally, Don Flynn and his crew run a tight ship which means the show runs on time and it is wrapped up in plenty of time to get to HofbrauHaus to hoist a beer and scarf down some excellent German food.

This year the show was very well attended with 94 people entering a total of 420+ models. MMCL had something to do with that. Not only did our guys show up to the show, but we entered...and won. **Venimus, Vidimus, Vicimus**. At the end of this article is a list of members and their awards.

There were a lot of great models entered, some of which are pictured in the following pages. The Best Ship and Best in Show was honorary MMCL member Jeff Groves scratch built 1/72<sup>nd</sup> scale Japanese seaplane tender Akitsushima. Most MMCL members will remember that model as Jeff brought it to our show in May. Given its size, it is pretty hard to forget. It is a real show stopper.

If you didn't make it to this year's Cincinnati show, I highly recommend you make plans now to attend next year's show, which will be in October 2019. I had several of the IPMS/Cincinnati members tell me how much they appreciated the support of the MMCL members. Well done, MMCL!

Member	Entry	Award
Lee Fogel	72 <sup>nd</sup> Scale PBY-5A	Silver
Lee Fogel	48 <sup>th</sup> Scale OOB F6F	Bronze
Bill Wise	35 <sup>th</sup> Scale M3 Stuart	Silver
Bill Wise	35 <sup>th</sup> Scale T-55	Bronze
Bill Wise	35 <sup>th</sup> Scale M5 Stuart	Bronze
Dennis O'Connor	32 <sup>nd</sup> Scale Albatross	Silver
Dennis O'Connor	32 <sup>nd</sup> Scale Roland	Bronze
David Knights	72 <sup>nd</sup> Scale A6M2	Gold
David Knights	72 <sup>nd</sup> Scale AB 41	Silver
Travis Collard	Won something but he won't tell me what!	




Dr. Terry Hill	101 <sup>st</sup> Dio	Gold
Dr. Terry Hill	For King and Country	Gold
Dr. Terry Hill	35th scale M113	Silver
Dr. Terry Hill	35 <sup>th</sup> scale M47 "Tiger"	Silver
Dr. Terry Hill	Last Stand	Silver
Dr. Terry Hill	Chosin	Silver
Alberto Moreno	Fw-190 Diorama	Silver
Alberto Moreno	Me-262 Diorama	Bronze








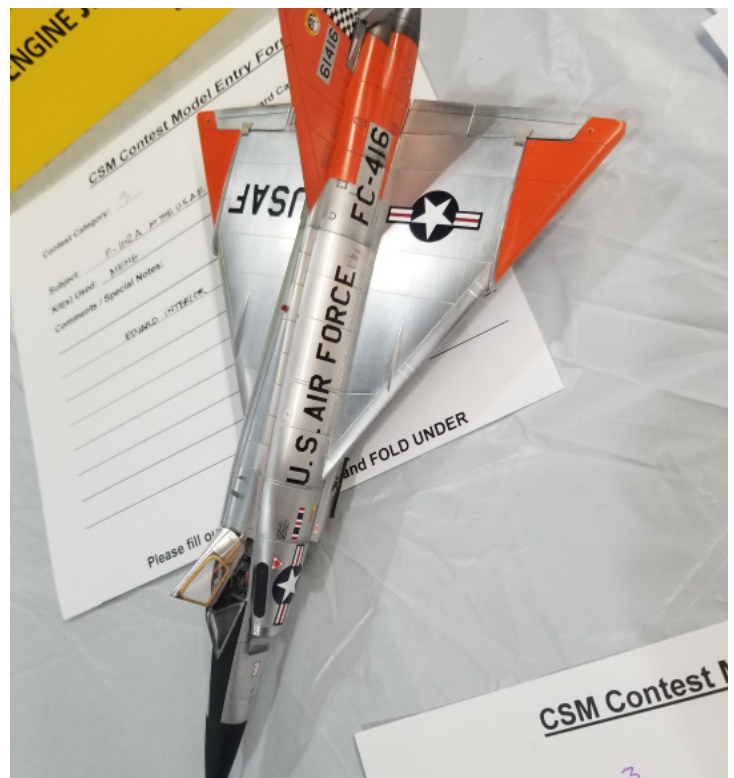














# Dora Wings 1/72 Percival Proctor Mk I in Czechoslovak Service

By Jim Bates


## Introduction:

A long time ago in a galaxy far far way...Canada...I acquired a copy of IPMS Canada's Random Thoughts (RT), Volume 11, Number 5, dated May 1978. I'm sure it was the business end of the A-10 Warthog which attracted me to the issue on the shelves of the legendary Hobby House in Ottawa, Canada. But upon opening, it was an odd British trainer that caught my young imagination: a Percival Proctor in Canadian markings. I've always been attracted to training and communications types, perhaps only because they are odd subjects not often modeled. The article, by Canadian historian Carl Vincent, mentioned a Frog Proctor, but I was unaware of that brand. So I purchased a Matchbox Percival Provost to build the RCAF Proctor. (My only excuse is that I was young and less discerning and didn't really notice they looked nothing alike.)

Fast forward forty years and there I was at Skyway Model Shop perusing the new release shelves when a familiar name was spotted in an unfamiliar box: a 1/72 Dora Wings Percival Proctor Mk. I. It was immediately purchased, with my own memories of the old issue of RT magazine taking center stage. In the ensuing years, Carl Vincent had become a friend and he had sent me scans of the photos from that article. Of course I had located a Frog Proctor on E-bay, but, well...it is a Frog kit...and I had never worked up the courage to begin.

To shamelessly steal from Carl's article,

"The Percival Proctor was a military version of the Percival Vega Gull which first flew in 1935 and was quite popular in the last half of the decade. The first Proctor flew in October 1939, and a total of 892 (147 Mk.Is, 50 Mk.IIs, 437 Mk. IIIs, and 258 MK.IVs), all basically similar (except for the Mk.IV which had a deeper fuselage) were proceeded






for RAF use as communications aircraft and wireless trainers during the Second World War.”

### In the Box:

Dora Wings is a newer model manufacturer from the Ukraine and all signs pointed to them producing nice models. Upon lifting the lid of the smallish box, I found three grey sprues, one clear sprue, decals, a set of vinyl masks, a film instrument panel, and a small photo etched sheet. The instruction sheet is black and white drawings including sprue maps and 20 assembly steps as well as colour profiles for the two decal options. John Adams of Aeroclub fame is named in the instructions as assisting with research, so we can assume the model is as accurate as possible.


While this is a limited run kit, the molding are impressive. One sprue consists of the upper and lower wings and the tooling of the ribs and fabric is very impressive for the scale. The second sprue consists of the three part fuselage and some cockpit parts, while the final sprue includes the detail parts including separate flaps, ailerons, and rudder. The



Ukrainian molders have really upped their game, and while there is a small amount of flash on a few parts, this is nothing like some of the older A-Model and Roden kits of yore. In fact, I would say it is as impressive a set of molding as any I've seen in a short run kit. The panel line detail is restrained, but very fine...maybe too fine for a ham fisted modeler such as myself.

The clear sprue is reasonable, but not crystal clear, and would probably benefit from a dip in a clear gloss of your choosing. The photo etch set provides detail for the cockpit along with some exterior details such as the pitot tube. The decals include a Czech aircraft in green over blue and a RAF machine in Dark Green/Dark Earth over Trainer Yellow. Decals look well-printed and include serials, roundels, and stencil data.

The cockpit is impressively detailed which benefits a small cabin aircraft with much glass.



Optional parts include tailwheels, propellers, seats, nose bowls, and spatted or exposed landing gear. (Many of these parts could be for use on the civil Vega Gull that I am sure will be released in the future.) About the only issue I see is that while the landing light cutout is provided in the left wing, the modeler will have to cut out the housing for the left wing.

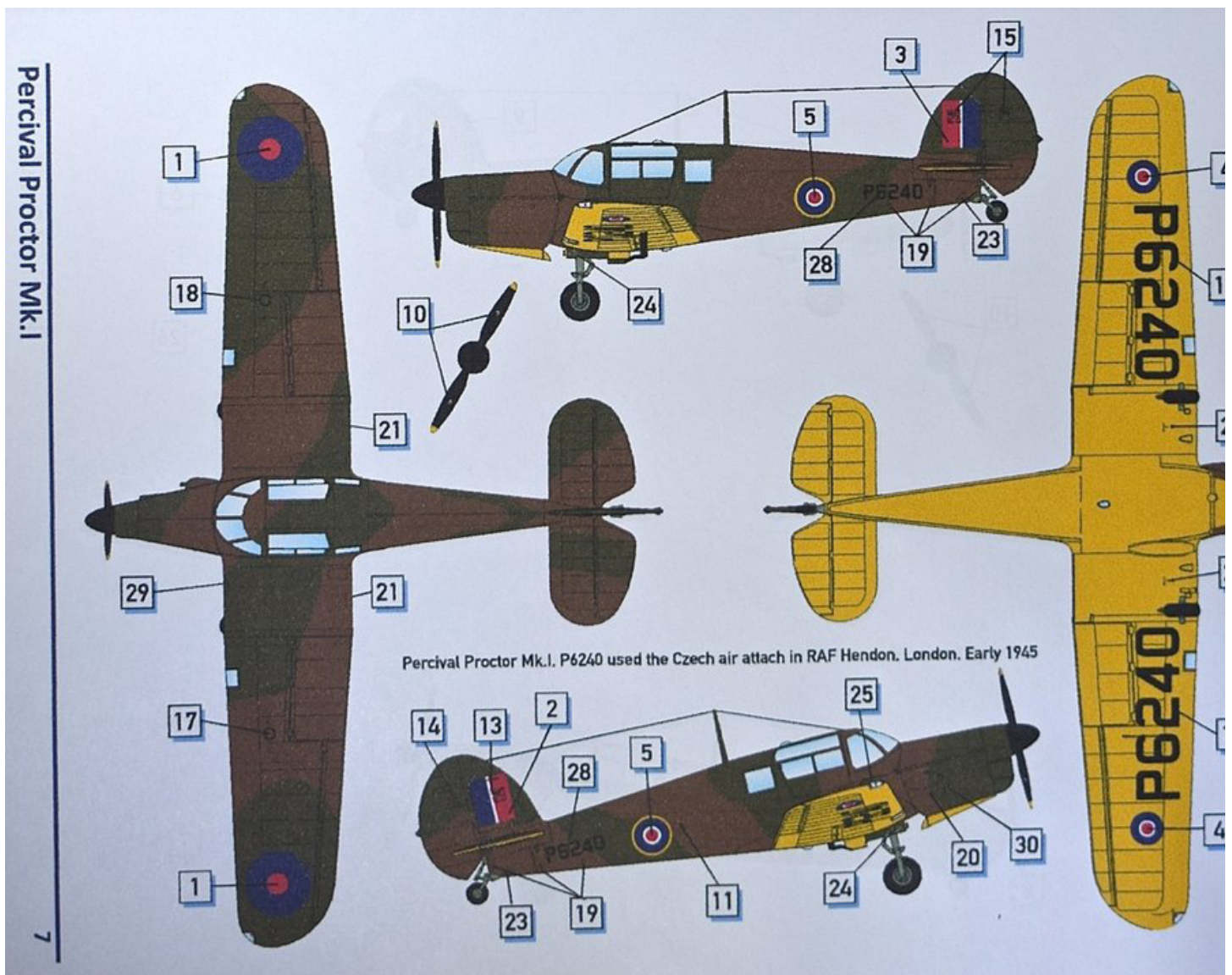



## Conclusion:

Is the Dora Wings kit an improvement on the Frog Proctor? Of course it is! In fact, it is one of the nicest short run kits I've seen in a while and I hope Dora Wings will issue additional interesting and unique aircraft in 1/72. I'm impressed and can't wait to dig in.

P.S. Speaking of the Matchbox Provost, has anyone ever seen any photos of Provost XV418 during its time in Canada in the early 1950s for cold weather testing?

Thanks to John Miller of Model Paint Solutions ([www.modelpaintsol.com](http://www.modelpaintsol.com)) for taking the photos used in this article.





## Uncle's Cooking Corner

By J.R. "Uncle Daddy" Dietrich

### Garlic Shrimp, Yucatecan Style

This is a fantastic recipe from Mark Bittman's wonderful cookbook titled *The Best Recipes in the World*. If I had to choose only five cookbooks from my collection, this would be one of them. I highly recommend this book if you are a serious cook.

When selecting your shrimp, get enough shrimp to lay in a single layer.

¼ C. extra virgin olive oil or other oil  
10 garlic cloves, thinly sliced  
Salt and pepper to taste  
1 Lb. of medium shrimp, deveined and shelled  
4 plum tomatoes, cored and sliced  
Chopped fresh cilantro leaves for garnish



Put the oil in a skillet large enough to hold the shrimp and turn the heat to medium. Add the garlic and cook, stirring occasionally, until it turns brown and crisp, about 8 minutes; do not burn. Sprinkle with salt and pepper and remove.

Raise the heat to high and add the shrimp, along with a sprinkling of salt and pepper. Cook, turning once or twice, until pink and firm, about 5 minutes. Put the shrimp and oil on a platter and garnish with the garlic chips, tomatoes, and cilantro. Serve hot.

# Financial Report

By Rich Guetig

<b>Starting Cash Balance:</b>			<b>\$6,852.81</b>
<b>Cash Receipts</b>			
	Date		
Workshop		\$95.00	
Raffle		\$168.00	
Item			\$0.00
Item			\$0.00
Item			\$0.00
Item			\$0.00
Item			\$0.00
Item			\$0.00
Item			\$0.00
Item			\$0.00
Item			\$0.00
<b>Total Cash Receipts</b>		<b>\$263.00</b>	
<b>TOTAL RECEIPTS</b>		<b>\$263.00</b>	
<b>Check Receipts</b>			
	Date		
Item			\$0.00
Item			\$0.00
Item			\$0.00
Item			\$0.00
Item			\$0.00
Item			\$0.00
Item			\$0.00
Item			\$0.00
Item			\$0.00
Item			\$0.00
<b>Total Reimbursements</b>			<b>\$0.00</b>
<b>TOTAL RECEIPTS</b>		<b>\$263.00</b>	
<b>Cash Or Debit Expenses:</b>			
	Date		
Check (E) KYANNA Rent	11/20/18	-275.00	
Check (Reimbursement)		-135.68	
Debit (Farm Bureau Membership)		-51.00	
Item			0.00
Item			0.00
Item			0.00
Item			0.00
Item			0.00
Item			0.00
Item			0.00
Item			0.00
<b>Total Cash Expenses:</b>			<b>\$461.68</b>
<b>Reimbursable Expenses:</b>			
	Date		
Item		0.00	0.00
Item		0.00	0.00
Item		0.00	0.00
Item		0.00	0.00
Item		0.00	0.00
<b>Total Reimbursements:</b>			<b>0.00</b>
<b>TOTAL EXPENSES</b>		<b>\$461.68</b>	
<b>NET Monthly Increase(Decrease):</b>			<b>\$198.68</b>
<b>ENDING CASH BALANCE:</b>			
<b>November 2018</b>			<b>\$6,654.13</b>
			<b>(\$198.68)</b>



# WAS IT OVER WHEN THE GERMANS



*Nike  
Matthews*

## BOMBED PEARL HARBOR?

**COMING SOON!**



IPMS-USA National Convention  
Chattanooga, Tennessee  
August 7-10, 2019





# International Plastic Modelers' Society/USA Membership Application / Renewal Form

New  Renewal  IPMS #:

Name: \_\_\_\_\_

Address: \_\_\_\_\_

City: \_\_\_\_\_ State: \_\_\_\_\_

Zip Code: \_\_\_\_\_

Phone: \_\_\_\_\_ E-Mail: \_\_\_\_\_

Chapter Affiliation, if any: \_\_\_\_\_

<b>Junior</b> (17 years or younger)	\$17.00	_____	Date of Birth: _____
<b>Adult</b>	One year	\$30.00	_____
	Two years	\$58.00	_____
	Three years	\$86.00	_____
<b>Canada &amp; Mexico</b>		\$35.00	_____
<b>Foreign</b>	Surface	\$38.00	_____

**Family** (1 set of Journals) \_\_\_\_\_ ← Adult fee + \$5.00 # of cards? \_\_\_\_\_

Your Signature: \_\_\_\_\_

If recommended by an IPMS member, please provide his/her:

Name: \_\_\_\_\_ IPMS #: \_\_\_\_\_

### PAYMENT OPTIONS:

Cash	<input type="checkbox"/>	Amount: _____
Check	<input type="checkbox"/>	Check #: _____ Amount: _____

Billing Address, if different than above -

Address: \_\_\_\_\_

City: \_\_\_\_\_ State: \_\_\_\_\_

Zip Code: \_\_\_\_\_

Applications should be printed and mailed to: IPMS/USA, PO Box 56023, St. Petersburg, FL 33732-6023.